




HIGH COURT OF AUSTRALIA

How to lodge a document on a filed matter

To upload a new document ensure you are logged into your account and have accessed the case. You must be a registered user with access to the case in order to lodge a document. Click on the green 'File a document' button.

[Grant Access](#)

Court File

[File a document](#) 


DOCUMENT	FILED BY	DATED
Aff of service workshop	Bianca Del Rio	3 September 2020
Appeal book / Core Appeal Book	Helpful Lawyer	24 January 2020
Appeal book / Core Appeal Book	Bianca Del Rio	21 September 2020
Book of further materials	Bianca Del Rio	6 February 2020

This will bring up a new screen where you can upload your document:

[Home](#) | [My Cases](#) | [B23/2020](#) | [File a Document](#)

< [Fennell v. The Queen](#)

File a Document



Drag & drop your PDF file for supporting documents or browse

[Upload](#)

You may either drag & drop the file to the upload box or click into the box and navigate to where the document is saved.


After you have uploaded the document a further dialogue box will appear. Click into the field Document Type and select the description of the document you are lodging. You can also include additional information if necessary to describe the document.

You can also indicate if the document is confidential (for example access is restricted by court order) or if it is an amended document.

[Home](#) | [My Cases](#) | [B23/2020](#) | [File a Document](#)

< [Fennell v. The Queen](#)

File a Document




Drag & drop your PDF file for supporting documents or browse

File	Document type	Extra info	Confidential	Amended	Action
Fennell-Queen_ Res.pdf	<div style="border: 1px solid #ccc; padding: 2px;"> Select ▼ </div> <div style="background-color: #007bff; color: white; padding: 2px;">Select</div> <div style="background-color: #f0f0f0; padding: 2px;">Affidavit</div> <div style="background-color: #f0f0f0; padding: 2px;">Affidavit of service</div> <div style="background-color: #f0f0f0; padding: 2px;">Appeal book / Core Appeal Book</div> <div style="background-color: #f0f0f0; padding: 2px;">Application for fee waiver</div>		<input type="checkbox"/>	<input type="checkbox"/>	Remove

Once the description of the document is completed click the upload button.

File a Document



Drag & drop your PDF file for supporting documents or browse

File	Document type	Extra info	Confidential	Amended	Action
Fennell-Queen_ Res.pdf	<div style="border: 1px solid #ccc; padding: 2px;"> Affidavit ▼ </div>	ort of application	<input type="checkbox"/>	<input type="checkbox"/>	Remove

[Upload](#) 

The document is now lodged. Registry will check the lodged document and you will be advised if it is accepted for filing.